

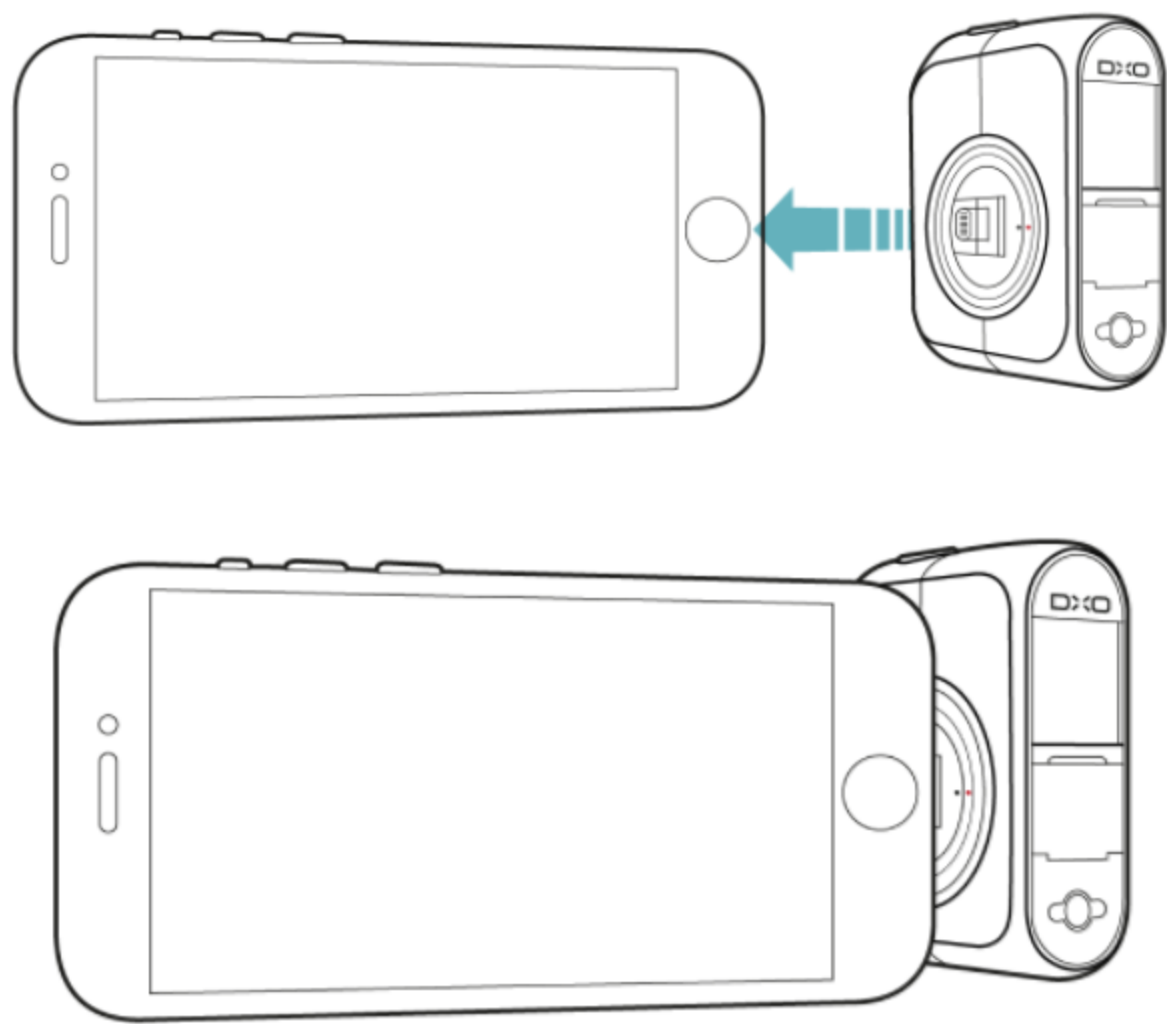
Getting started

Home / Getting started / Connecting the DxO ONE to the iPhone and downloading the application

Connecting the DxO ONE to the iPhone and downloading the application

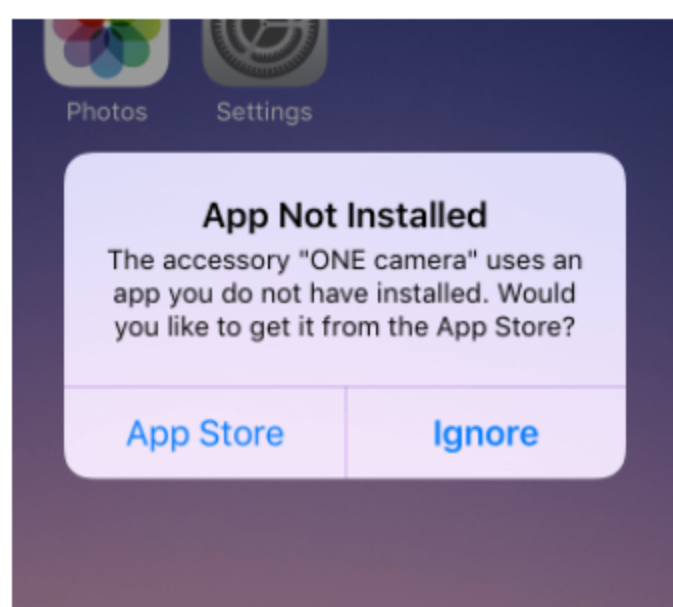
Getting started

- 1 Unlock your iPhone and plug in your DxO ONE using the Lightning connector.

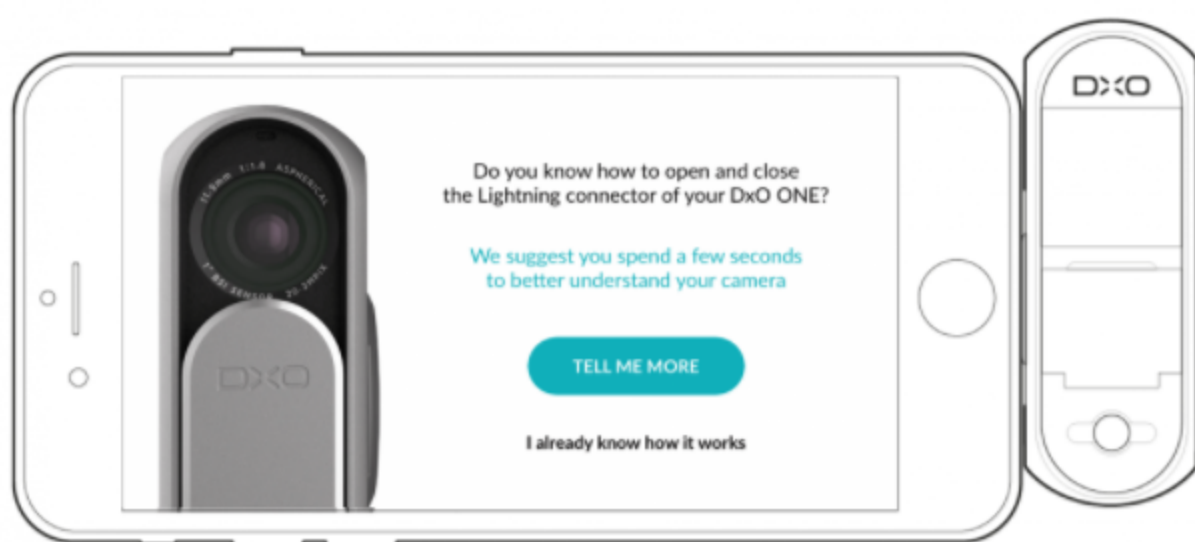


For more information about handling the DxO ONE when it's connected to the iPhone, see section ["Connected mode"](#).

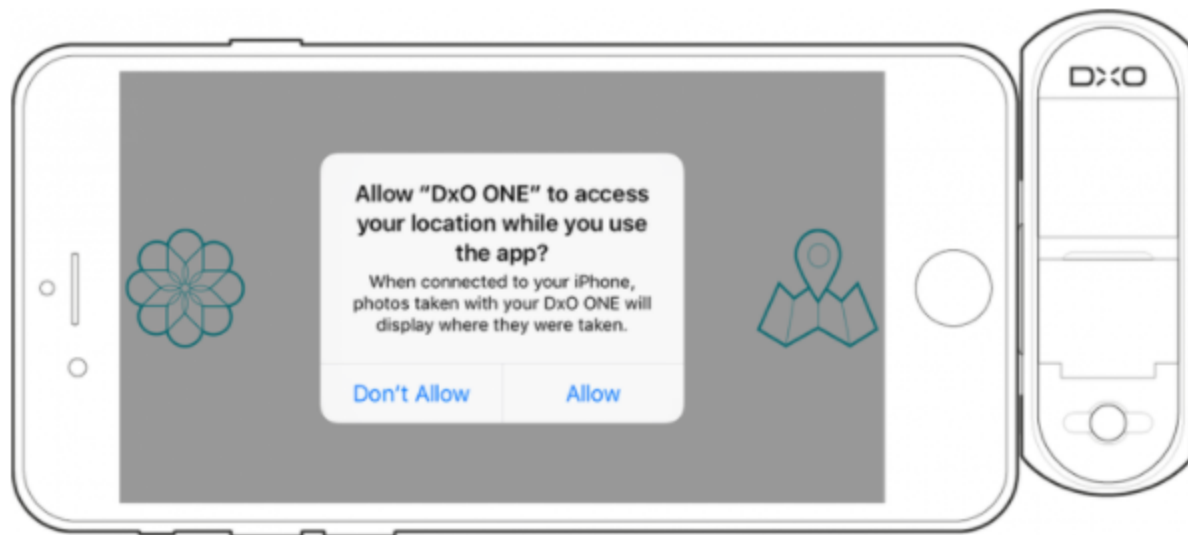
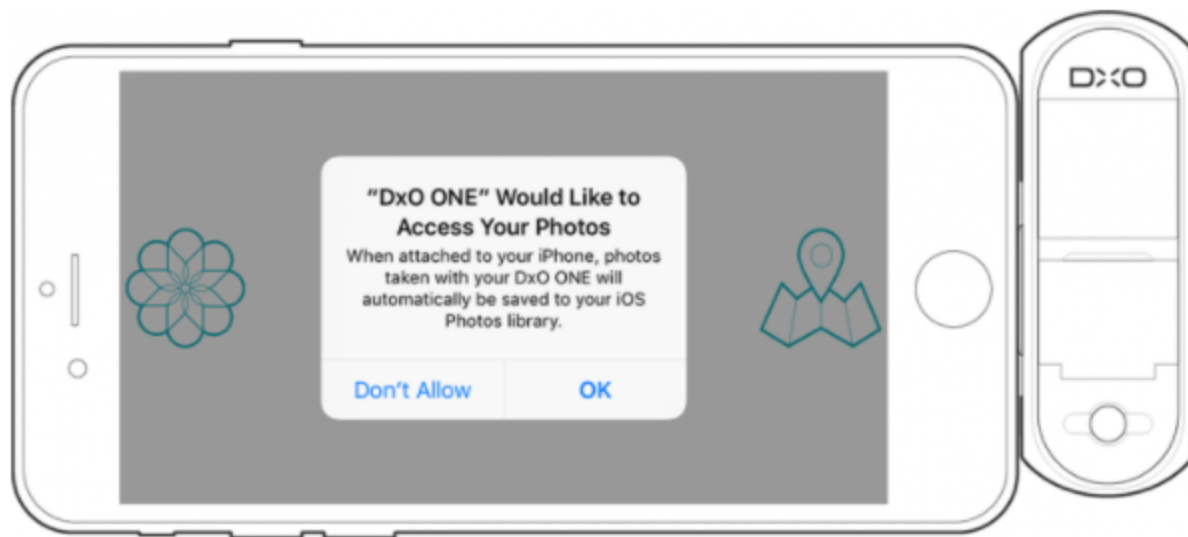
- 2 If the DxO ONE application is not already installed on your iPhone, you will be prompted to install it.



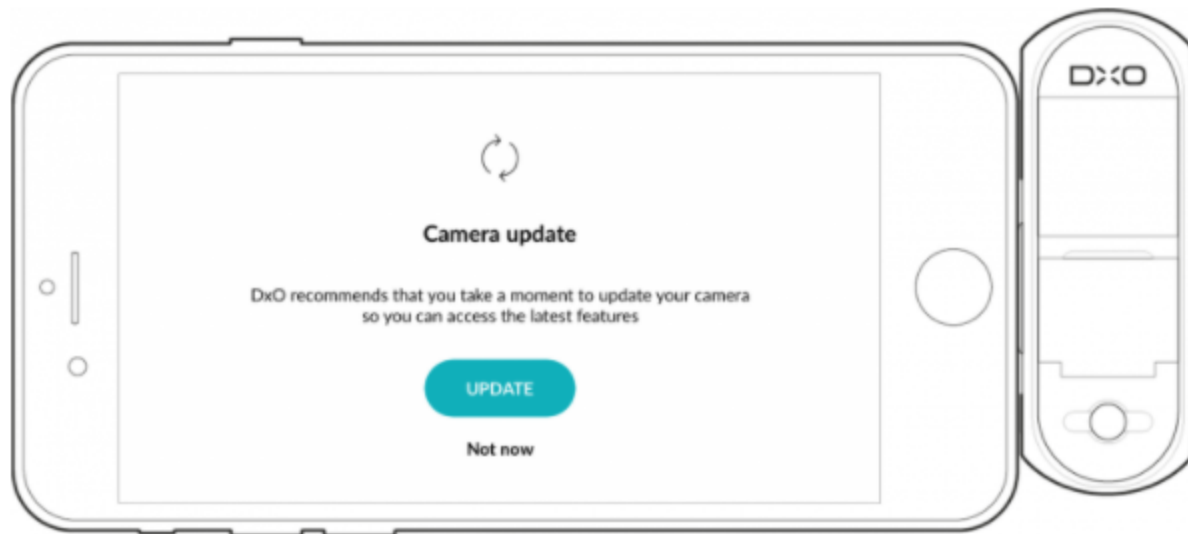
- 3 Launch the App Store to open the DxO ONE page.
- 4 Download the application and open it once it's installed.
- 5 A guide will be displayed with instructions to help you get started.



- 6 You will receive two app permission messages:
 - Permission to access your photos: This will allow you to automatically or manually transfer the photos taken with your DxO ONE onto your iPhone. For more information on this subject, see section ["Navigating and managing images \(part 1\)"](#).
 - Permission to access location information when in use: This will allow the application to insert geolocation information into your photos so you can easily view them on a map.



- 7 The application will suggest updating your DxO ONE's firmware. We strongly recommend you perform this update right away. It will only take around two minutes and will give you access to the latest features and improvements. However, you can still do this update later (more information on this subject in section ["Managing battery life"](#)).



The DxO ONE application is designed to run on iPhones and iPads with iOS 10.1 or later. If you have an older version of iOS, you'll need to update it before installing the DxO ONE application.

LANGUAGES

- Français
- Deutsch
- Español
- 日本語

RELATED POSTS

- [Navigating and managing images \(part 1\)](#)
- [Managing battery life](#)
- [Connected mode](#)

Receive our newsletter

SUBSCRIBE

Follow us



Choose your language



DxO ONE

- Overview
- Image quality
- iOS App
- Design
- Press & Testimonials
- Find a retailer

PHOTO SOFTWARE

- DxO PhotoLab
- DxO FilmPack
- DxO ViewPoint

PRESS & TESTIMONIALS

- DxO ONE Camera
- Photo Software

LEARN AND SUPPORT

- Product How-To's
- Support
- Forum
- Software Registration

COMPANY

- About
- Careers
- Press
- Contact

SHOP

- DxO ONE Camera & Accessories
- Photo Software
- Find a Retailer
- My Account

VISIT OUR PARTNER SITES :

DxOMark

Imaging Quality